

It's easy to make
your own backyard
a special place
for wildlife!



Lion Country Safari's

Backyard Habitat

Make Your Own Backyard Habitat!

Help native wildlife by making your back yard a home for them. Animals need food, water, shelter, and places to raise young.

Here are some examples of what you can do:



FOOD


Do one or more of these:

- Plant native plants whose fruit, nectar, flowers, seeds, and leaves are good for animals to eat, such as beauty berry, oak or honeysuckle.
- Choose plants that will attract butterflies, such as milkweed for monarchs.
- Install hummingbird feeders.
- Make or purchase bird feeders and keep them filled.

WATER

Install a fresh water source for animals:

- A pond can attract fish, frogs, reptiles, birds, and mammals.
- A birdbath provides drinking and bathing water for native birds.



SHELTER

Any of these offer protection to wildlife:

- Shrubs
- Trees
- Dead trees
- Logs
- Rocks
- Brush
- Bat houses
- Gourd birdhouses
- Toad abodes (Prop a clay pot upside-down on a rock)

PLACES TO RAISE YOUNG


A more long-term shelter allows wildlife to raise offspring:

- Bird nesting boxes
- Bird houses
- Holes drilled into lumber provide homes for orchard mason bees
- Ponds provide places to raise young for water-based wildlife
- Shrubs
- Trees




Find these in Lion Country Safari's Backyard Habitat:

- 1 Bat House
- 2 Butterfly Host Plants
- 3 Lake
- 4 Dense Vegetation
- 5 Fallen Log
- 6 Bird House
- 7 Birdbath
- 8 Rock Pile
- 9 Toad Abode
- 10 Stump
- 11 Native Plants



Now that you have seen how it can be done, we encourage you to make your own backyard habitat. You can get a certificate for your habitat from the National Wildlife Federation.

For more details, go to www.nwf.org/gardenforwildlife



www.lioncountry safari.com

ACCREDITED BY THE
ASSOCIATION
OF ZOOS &
AQUARIUMS